



Multiscale

 EPICURE

E E S S I

EUROPEAN ENVIRONMENT FOR
SCIENTIFIC SOFTWARE INSTALLATIONS

Installing software in ARM can be EESSI

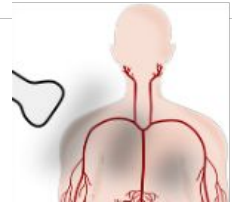
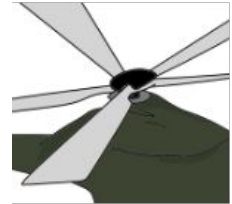
Kenneth Hoste (Ghent University, Belgium)

Wed 5 Feb 2025 @ EPICURE HPC in ARM Architecture Hackathon

MultiXscale Centre-of-Excellence in a nutshell

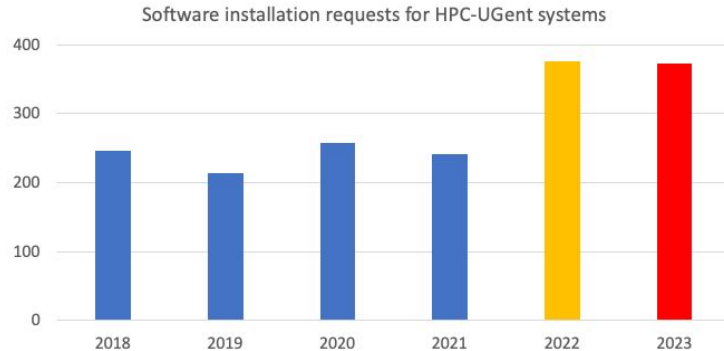


- 4-year project (started in Jan 2023), ~€6M budget
- Collaboration between EESSI and CECAM (total of 16 partners)
 - **EESSI** primarily addresses technical aspects
 - **CECAM** network provides scientific expertise
- Scientific target: multiscale simulations with 3 key use cases
 - Helicopter design and certification for civil transport
 - Battery applications to support the sustainable energy transition
 - Ultrasound for non-invasive diagnostics and biomedical applications
- More info: <https://multixscale.eu>



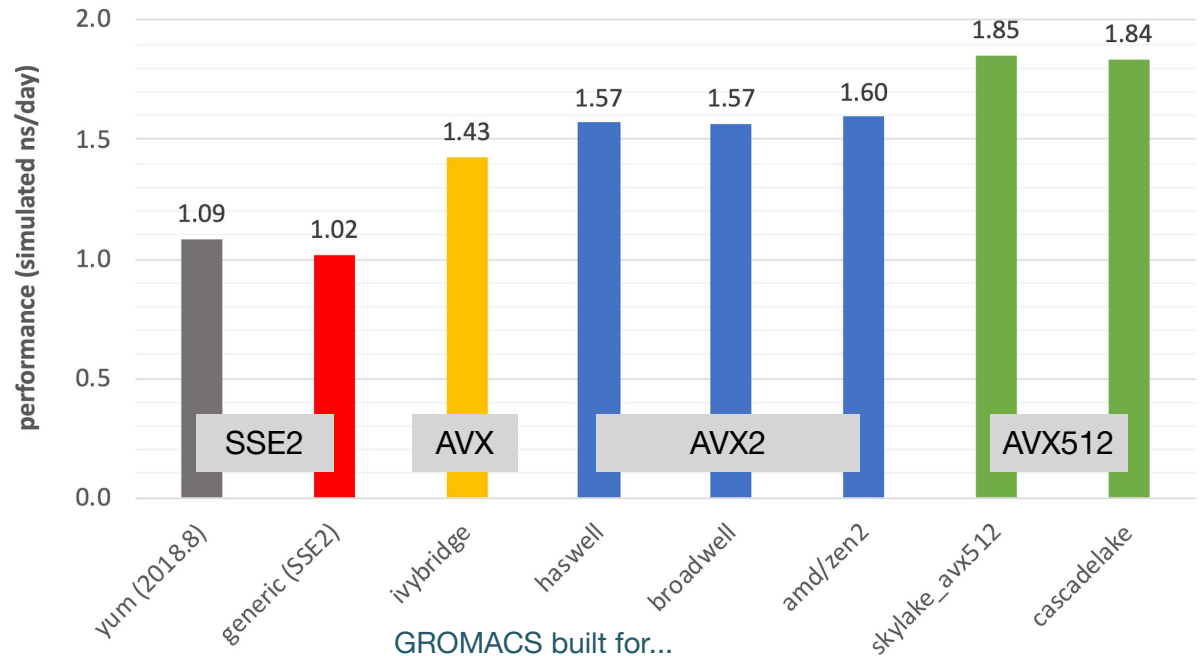
Landscape of scientific computing is changing

- **Explosion of available scientific software** applications (bioinformatics, AI, ...)
- Increasing interest in **cloud** for scientific computing (flexibility!)
- **Increasing variety in processor (micro)architectures** beyond Intel & AMD:
Arm is ~~coming~~ already here ([Fugaku](#), [Deucalion](#), [JUPITER](#), AWS Graviton, NVIDIA Grace, ...), RISC-V is coming (soon?)
- Broader adoption of **accelerated computing**, beyond NVIDIA GPUs (AMD, Intel, ...)
- In strong contrast: available (wo)manpower in **HPC support teams is (still) limited...**



Optimized scientific software installations

- Software should be optimized for the system it will run on (keep the P in HPC!)
- Impact on performance is often significant for scientific software!
- Example: GROMACS 2020.1 (PRACE benchmark, Test Case B)
- Metric: (simulated) ns/day, higher is better
- Test system: dual-socket Intel Xeon Gold 6420 (Cascade Lake, 2x18 cores)
- Performance of different GROMACS binaries, on exact same hardware/OS



*What if you no longer have to install
a broad range of scientific software
from scratch on every laptop, HPC cluster,
or cloud instance you use or maintain,
without compromising on performance?*



European Environment for Scientific Software Installations

- **Public repository of (optimized!) scientific software installations**
- **Avoid duplicate work** by collaborating on a shared software stack
- **Uniform way of providing software** to users, regardless of the system they use!
- **Should work on any Linux OS** (incl. WSL & macOS) **and system architecture**
 - From laptops and personal workstations to HPC clusters and cloud
 - Support for different CPUs (AMD, Intel, Arm, RISC-V), interconnects, GPUs, etc.
- Focus on **performance, automation, testing, collaboration**


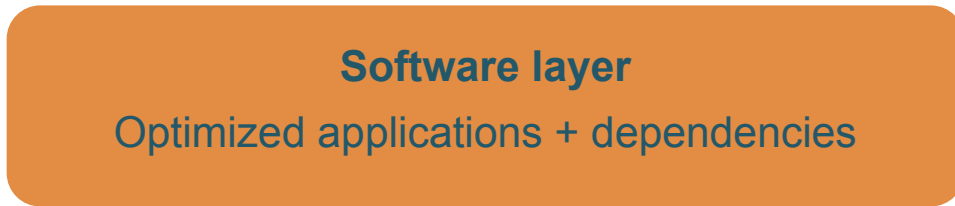


E E S S I

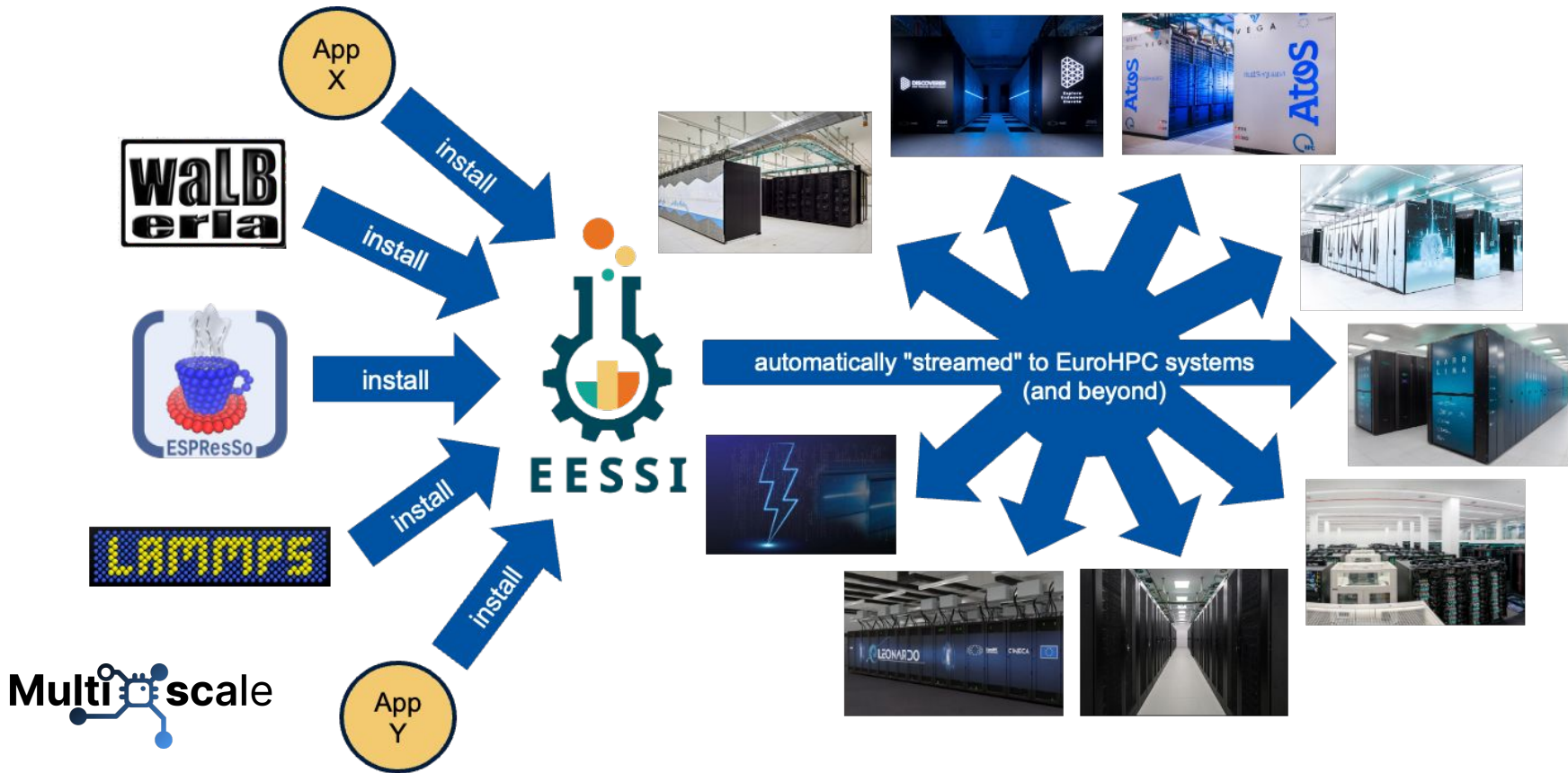
EUROPEAN ENVIRONMENT FOR
SCIENTIFIC SOFTWARE INSTALLATIONS

<https://eessi.io>

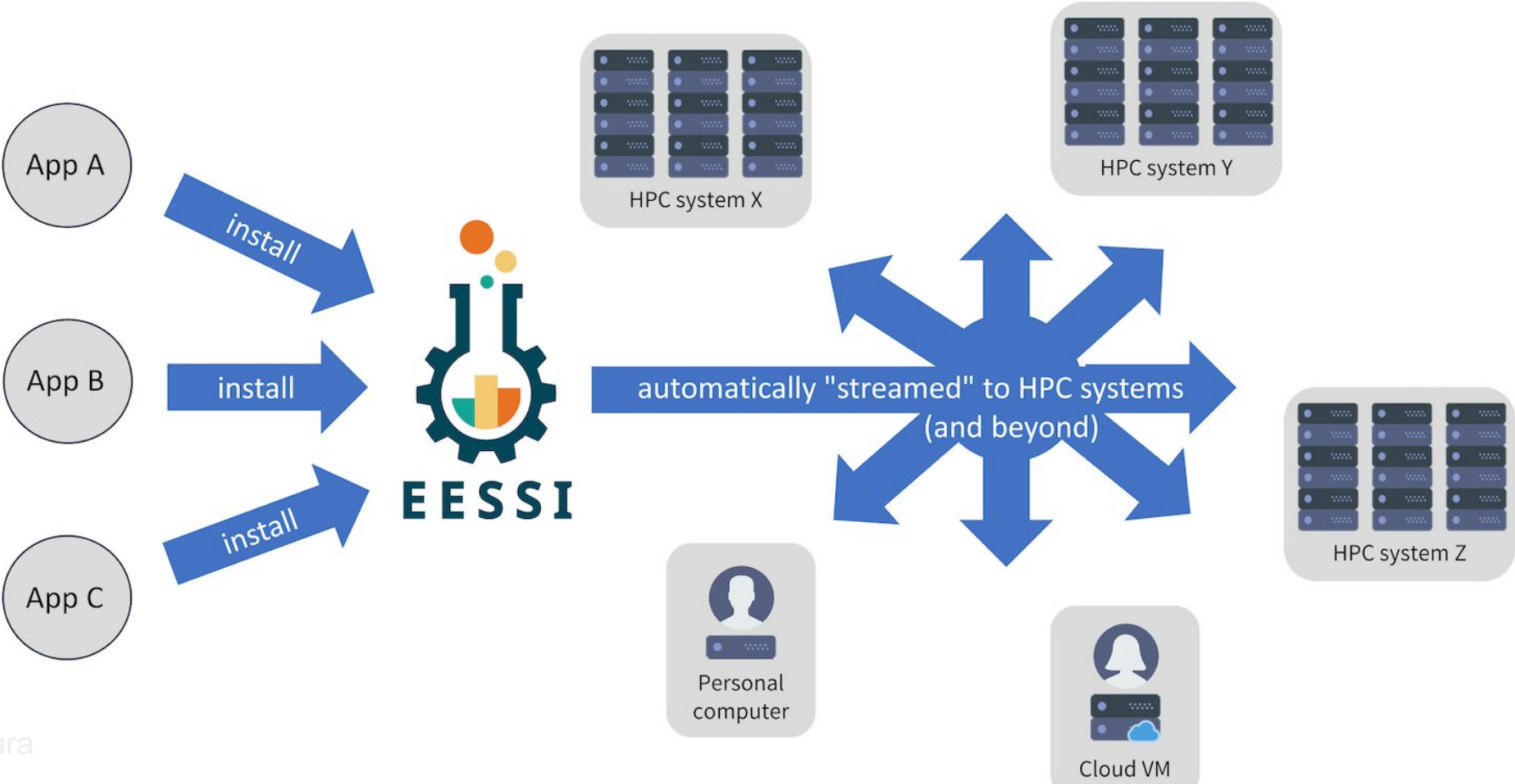
<https://eessi.io/docs>



EESSI as a shared software stack in EuroHPC



EESSI as a shared software stack (more general)



Getting access to EESSI



- Native installation of CernVM-FS (*requires admin privileges*)
eessi.io/docs/getting_access/native_installation
- Using a container (via Apptainer)
eessi.io/docs/getting_access/eessi_container
- Via cvmfsexec
github.com/cvmfs/cvmfsexec

To check whether you have access to EESSI:

```
ls /cvmfs/software.eessi.io
```

Getting access EESSI via CernVM-FS (demo)



```
# Native installation
# Installation commands for RHEL-based distros
# like CentOS, Rocky Linux, AlmaLinux, Fedora, ...

# install CernVM-FS
sudo yum install -y
https://ecsft.cern.ch/dist/cvmfs/cvmfs-release/cvmfs-release-latest.noarch.rpm
sudo yum install -y cvmfs

# create client configuration file for CernVM-FS
# (no proxy, 10GB local CernVM-FS client cache)
sudo bash -c "echo 'CVMFS_CLIENT_PROFILE='single'' > /etc/cvmfs/default.local"
sudo bash -c "echo 'CVMFS_QUOTA_LIMIT=10000' >> /etc/cvmfs/default.local"

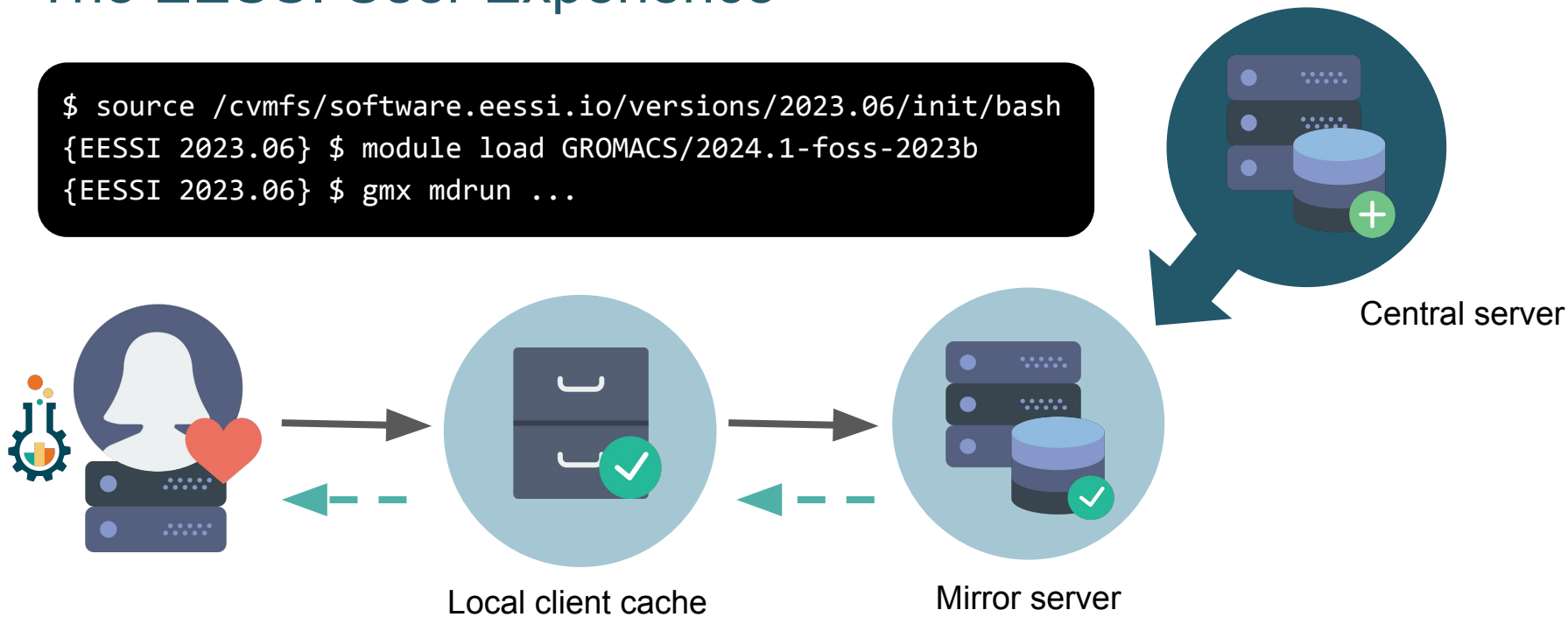
# Make sure that EESSI CernVM-FS repository is accessible
sudo cvmfs_config setup
```

Alternative ways of accessing EESSI are available, via a container image, via `cvmfsexec`, ...

eessi.io/docs/getting_access/native_installation - eessi.io/docs/getting_access/eessi_container

The EESSI User Experience

```
$ source /cvmfs/software.eessi.io/versions/2023.06/init/bash  
{EESSI 2023.06} $ module load GROMACS/2024.1-foss-2023b  
{EESSI 2023.06} $ gmx mdrun ...
```



EESSI provides **on-demand streaming**
of (scientific) software (like music, TV-series, ...)

Using EESSI (demo)

eessi.io/docs/using_eessi/eessi_demos



```
/cvmfs/software.eessi.io/versions/2023.06/software
```

```
`-- linux
  |-- aarch64
  |   |-- a64fx
  |   |-- generic
  |   |-- neoverse_n1
  |   `-- neoverse_v1
  `-- x86_64
     |-- amd
     |   |-- zen2
     |   |-- zen3
     |   `-- zen4
     |-- generic
     `-- intel
        |-- haswell
        |-- sapphire_rapids
        `-- skylake_avx512
           |-- modules
           `-- software
```

```
$ source /cvmfs/software.eessi.io/versions/2023.06/init/bash
Found EESSI pilot repo @
/cvmfs/software.eessi.io/versions/2023.06!
```

```
archdetect says aarch64/a64fx
Using aarch64/a64fx as software subdirectory
```

```
...
Environment set up to use EESSI pilot software stack, have fun!
```

```
{EESSI 2023.06} $ module load R/4.3.2-gfbb-2023a
```

```
{EESSI 2023.06} $ which R
/cvmfs/software.eessi.io/versions/2023.06/software/linux/aarch64
/a64fx/software/R/4.3.2-gfbb-2023a/bin/R
```

```
{EESSI 2023.06} $ R --version
R version 4.3.2
```

Demo: Running LAMMPS



```
#!/bin/bash
source /cvmfs/software.eessi.io/versions/2023.06/init/bash

module load LAMMPS/2Aug2023_update2-foss-2023a-kokkos

if [ ! -f in.lj ]; then
    curl -OL https://github.com/lammps/lammps/raw/refs/tags/stable_2Aug2023/bench/in.lj
fi

export OMP_NUM_THREADS=1

mpirun -np 4 lmp -in in.lj
```

How does EESSI work?



- Software installations included in EESSI are:

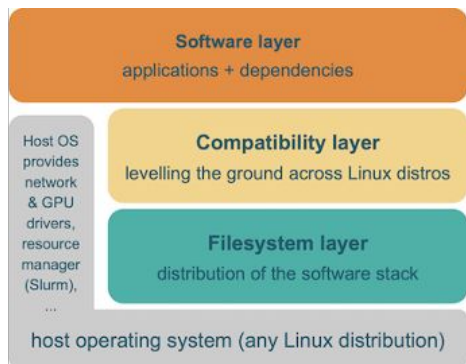
- Automatically **“streamed in” on demand** (via CernVM-FS)

- Built to be **independent of the host operating system**

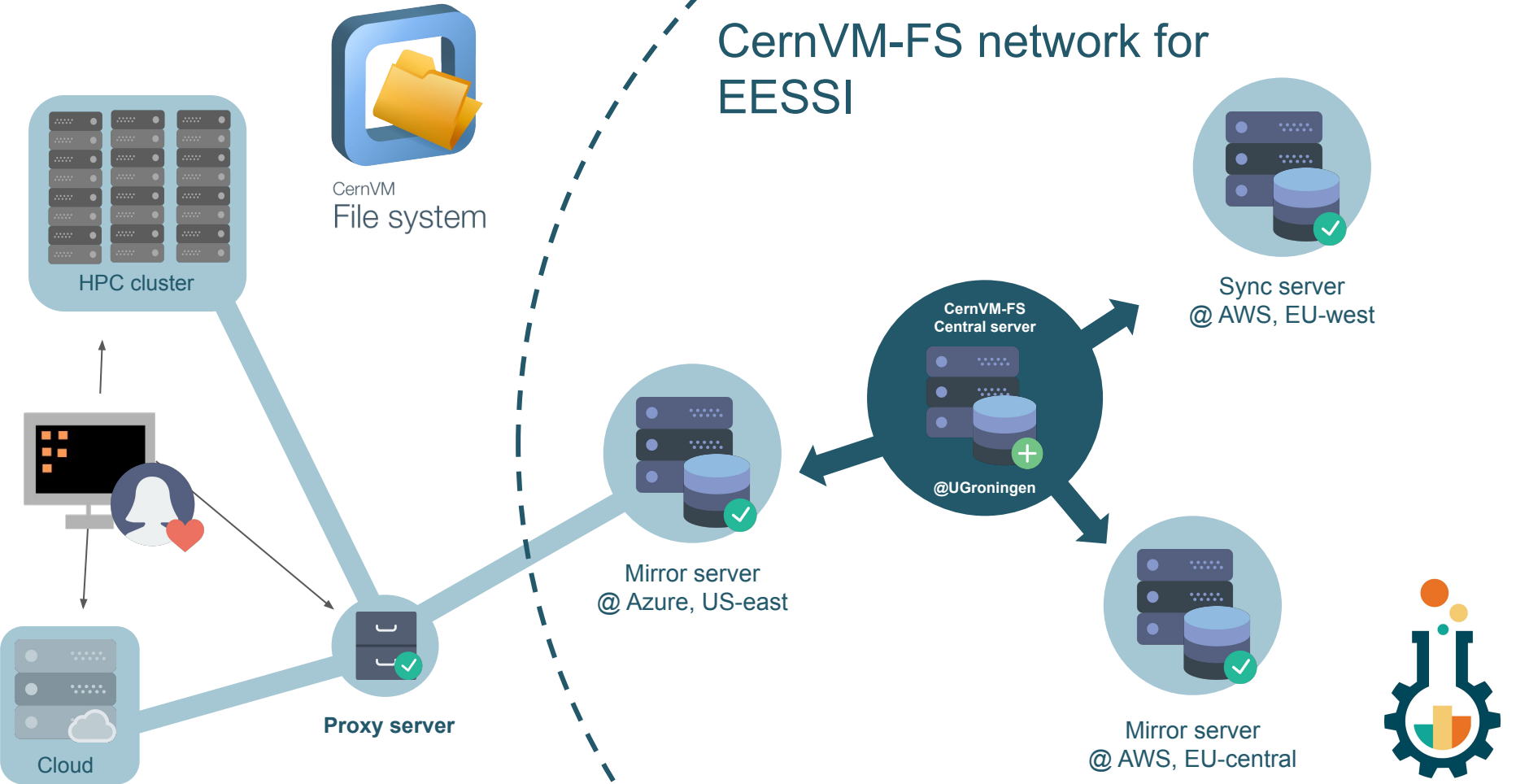
“Containers without the containing”

- **Optimized** for specific CPU generations + specific GPU types

- Initialization script **auto-detects** CPU + GPU of the system



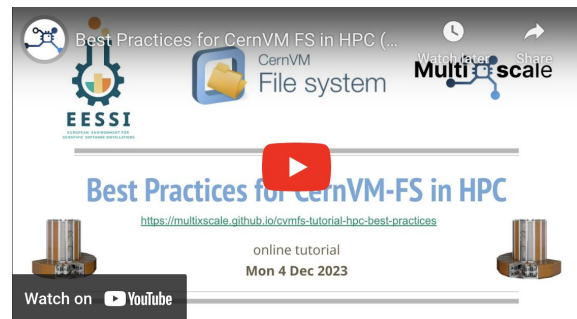
CernVM-FS network for EESSI



Tutorial “Best Practices for CernVM-FS in HPC”



- multixscale.github.io/cvmfs-tutorial-hpc-best-practices
- Held online on 4 Dec 2023 (~3 hours), **recorded & available on YouTube**
- Over 200 registrations, ~125 attending the meeting
- Lecture + hands-on demos
- Topics:
 - Introduction to CernVM-FS + EESSI
 - Configuring CernVM-FS: client, Stratum 1 mirror server, proxy server
 - Troubleshooting problems
 - Benchmarking of start-up performance w/ TensorFlow



CernVM
File system

EESSI compatibility layer

github.com/EESSI/compatibility-layer



- “Containers without the containing”
- **Minimal collection of tools and libraries** (incl. glibc, bash, Python, Lmod, ...)
- **Built from source per CPU family** (x86_64, aarch64, ...) with [Gentoo Prefix](#)
- Installations included in software layer **only link to compat layer** (RPATH)
- Ensures **compatibility** with any client system running Linux

```
$ ls /cvmfs/software.eessi.io/versions/2023.06/compat/linux/aarch64/  
bin etc lib lib64 opt reprod run sbin stage1.log stage2.log  
stage3.log startprefix tmp usr var
```

Software layer

Compatibility layer

x86_64

aarch64


OS

Software layer

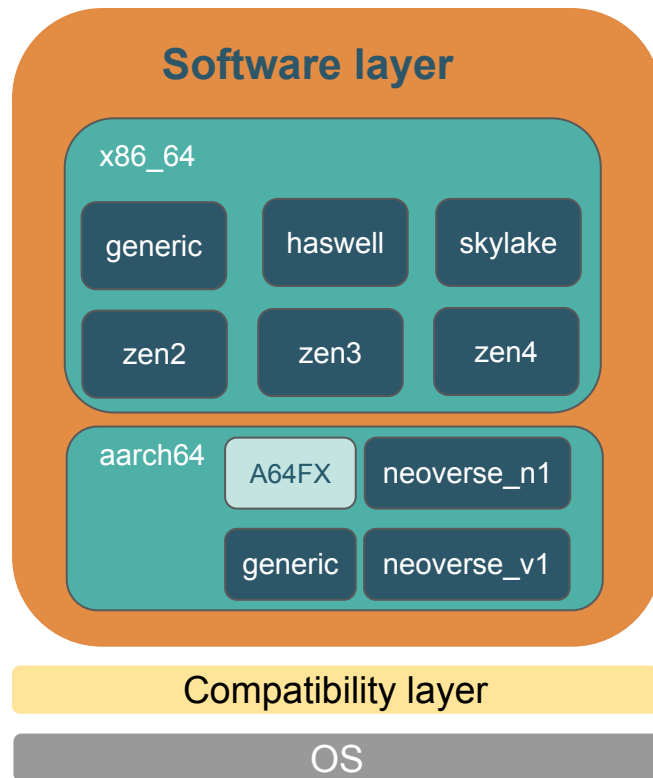
github.com/EESSI/software-layer



Lmod



- Installations of scientific software applications
- **Optimized for specific CPU targets**
- Works on any client system running Linux, since we only link to libraries in compat layer
- Built using [EasyBuild](#)
- Environment modules as user interface (via [Lmod](#))
- Detection of host CPU via [archspect](#) (Python) or archdetect (bash)
- Magic Castle to manage our (build) clusters in the cloud (AWS, Azure)
- **Best subset of software installations for host CPU is automatically selected**

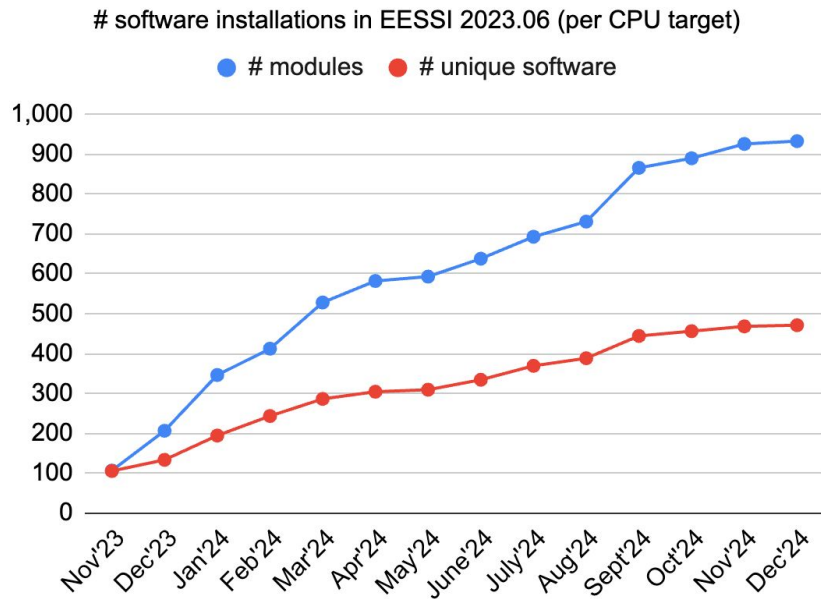


Overview of installed software

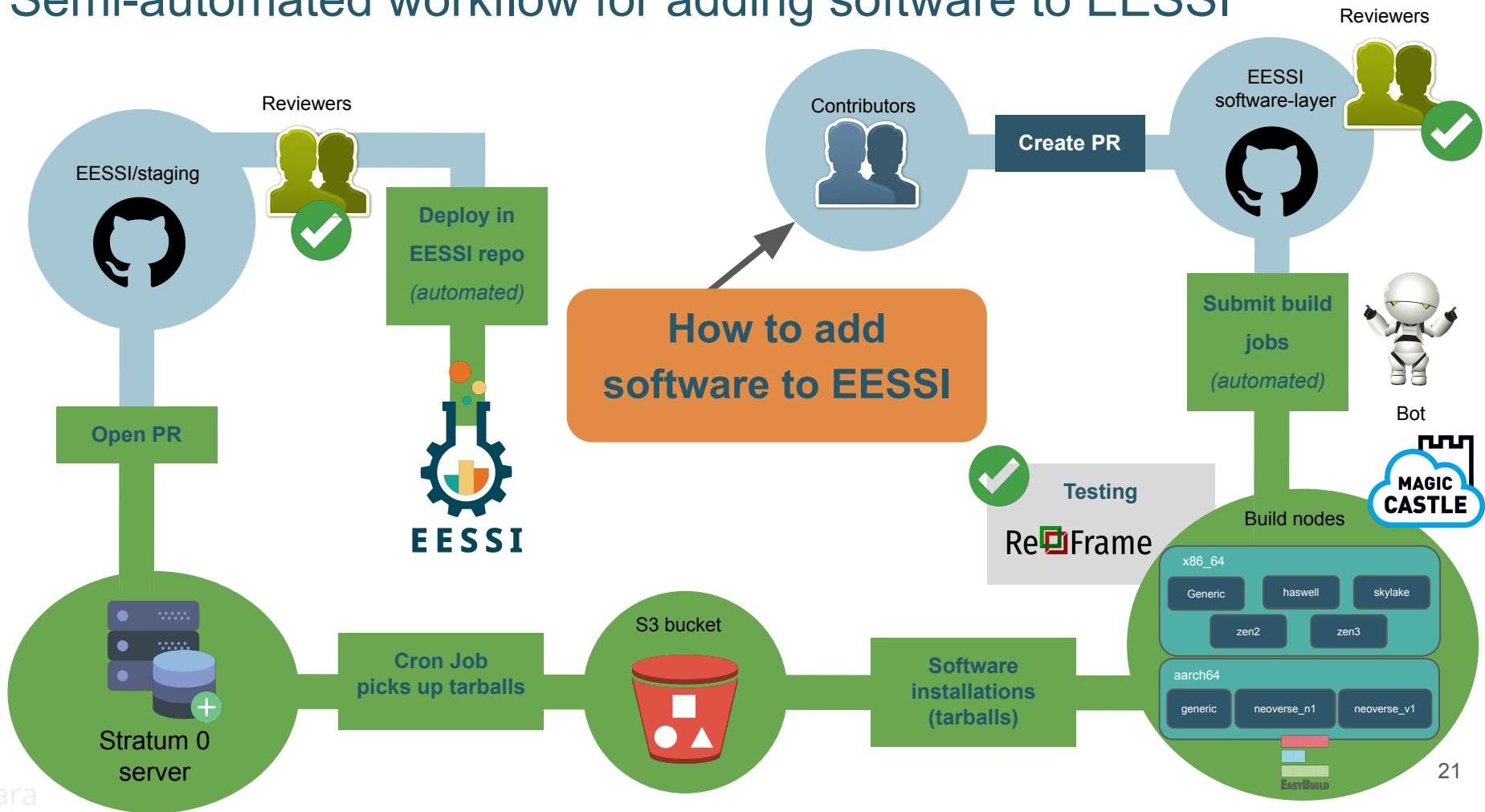


Currently ~933 software software installations available
per CPU target via software.eessi.io CernVM-FS repository;
increasing every day

- Over 470 different software packages
- Excl. extensions: Python packages, R libraries
- Including ESPResSo, GROMACS, LAMMPS, OpenFOAM, PyTorch, R, QuantumESPRESSO, TensorFlow, waLBerla, WRF, ...
- eessi.io/docs/available_software/overview
- Using recent compiler toolchains: currently focusing on `foss/2023a` and `foss/2023b`
- **Partial coverage for A64FX, work-in-progress**



Semi-automated workflow for adding software to EESSI



Software testing is an important part of EESSI



- EESSI test suite: eessi.io/docs/test-suite
 - Collection of portable tests for software available in EESSI
- Example: failing tests in GROMACS test suite when installing it in EESSI
 - See <https://gitlab.com/eessi/support/-/issues/47>
 - Filesystem race in GROMACS test suite when running tests concurrently
 - **Bug in Arm SVE support**, leading to (very) wrong results for several tests
 - See <https://gitlab.com/gromacs/gromacs/-/issues/5057> (now fixed)
 - Works fine on A64FX (512-bit SVE), but problem on Graviton 3 + NVIDIA Grace!

Leveraging EESSI in CI environment

Using EESSI in GitHub Actions is trivial (and works *really* well):

```
name: ubuntu_gromacs
on: [push, pull_request]
jobs:
  build:
    runs-on: ubuntu-latest
    steps:
      - uses: actions/checkout@v2
      - uses: eessi/github-action-eessi@v3
        with:
          eessi_stack_version: '2023.06'
      - name: Test EESSI
        run: |
          module load TensorFlow/2.13.0-foss-2023a
          python test_with_tensorflow.py
    shell: bash
```

github.com/EESSI/github-action-eessi




EESSI in a nutshell

- **On-demand streaming of optimized** scientific software installations
- **Works on any Linux distribution** thanks to EESSI compat layer
- **Uniform software stack** across various systems: laptop, HPC, cloud, ...
- Community-oriented: **let's tackle the challenges we see together!**



E E S S I

EUROPEAN ENVIRONMENT FOR
SCIENTIFIC SOFTWARE INSTALLATIONS

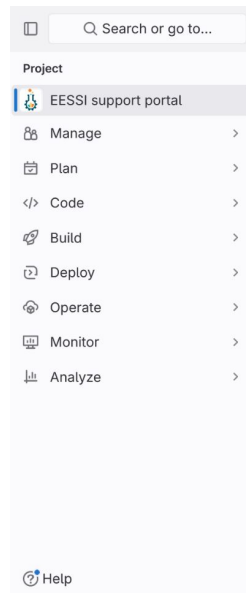


Getting support for EESSI



eessi.io/docs/support

- Via GitLab, or via email: support@eessi.io
- Report problems
- Ask questions
- Request software
- Get help with contributing
- Suggest features
- Confidential tickets possible (security issues, ...)



EESSI / EESSI support portal

README.md

EESSI support portal



Thanks to the [MultiXscale EuroHPC project](#) we are able to provide support to the u

Contact

Create an issue with you GitLab account

If you have a GitLab account or create one you can create and manage your issue - also use one of our issue templates.

Contact us via E-mail


If you do not have a GitLab account you can also ask for support via E-mail.

Dedicated support team, thanks to EuroHPC Centre-of-Excellence

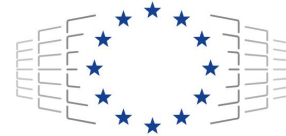
HPCwire 2024 Readers' Choice Awards

HPCwire readers voted EESSI as *Best HPC Programming Tool or Technology* 🎉

- Award was presented at the Supercomputing 2024 conference in Atlanta (Nov'24)
- [Link to blog post](#) with more details & pictures



Integration of EESSI in EuroHPC Federation Platform



- Consortium was selected to implement the EuroHPC Federation Platform (EFP), a “one-stop shop” to facilitate usage of EuroHPC systems
- 5-year project (2025-2029)
- Consortium led by CSC, Ghent University as one of the partners
- https://eurohpc-ju.europa.eu/paving-way-eurohpc-federation-platform-2024-12-19_en
- Includes federated account, web portal (Open OnDemand), project management (Waldur), workflow service (LEXIS), ...
- **EESSI will be integrated into EFP as part of the Federated Software Stack component !**
 - Important to note: EESSI itself (and its development) is **not** funded by EFP
- Talk at FOSDEM’25 on EFP in HPC devroom on Sun 2 Feb 2025 (recorded + live-streamed):
<https://fosdem.org/2025/schedule/event/fosdem-2025-6718-eurohpc-fp-a-federated-platform-for-hpc-infrastructure-in-europe-built-with-open-source-software/>

Acknowledgements




Co-funded by
the European Union



EuroHPC
Joint Undertaking

- Funded by the European Union. This work has received funding from the European High Performance Computing Joint Undertaking (JU) and countries participating in the project under grant agreement No 101093169.



- Thanks to Amazon Web Services (AWS) and Microsoft Azure for generously sponsoring the EESSI project with cloud credits, feedback, and guidance.





Website: eessi.io

GitHub: github.com/eessi

Documentation: eessi.io/docs

Blog: eessi.io/docs/blog

Join the EESSI Slack

YouTube channel: youtube.com/@eessi_community

Paper (open access): doi.org/10.1002/spe.3075

EESSI support portal: gitlab.com/eessi/support

Bi-monthly online meetings (1st Thu, odd months, 2pm CE(S)T)

MultiXscale

Web page: multixscale.eu

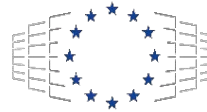
Facebook: [MultiXscale](https://www.facebook.com/MultiXscale)

Twitter: [@MultiXscale](https://twitter.com/MultiXscale)

LinkedIn: [MultiXscale](https://www.linkedin.com/company/multixscale)



Co-funded by
the European Union



EuroHPC
Joint Undertaking

